



Innovative Uses of the Canisterized Satellite Dispenser (CSD)

By Walter Holemans (PSC), Ryan Williams (PSC), Andrew Kalman (Pumpkin), Robert Twigg (Moorehead State University), Rex Ridenoure (Ecliptic Enterprises Corporation), Tom Walkinshaw (Pocketcubeshop), Ryan Hevner (PSC), and Floyd Azure (PSC)



6U CubeSat

6U CSD

What is CSD?

• A high performance Cubesat dispenser

- **Preloaded Payload Tabs** create a predictable load path to and from the payload.
- **CSD Constrained Deployables** eliminate the payload's need for complex restraint mechanisms.
- **Six Mountable Sides** increase integration options
- **Motor Driven Initiator** creates a reliable and testable deployment mechanism that automatically resets without consumables.
- **Separation Electrical Connector** allows communication and charging between payload and launch vehicle.
- **P-Pod Compatible Mechanical Interface** ensures compatibility with existing Cubesats.
- **Lowest External Volume** versus existing designs increases packaging density on launch vehicle.
- **Largest Internal Volume** versus existing designs accommodates larger payloads.
- **Safe/Arm Access on Front Door** ensures payload access at all times.

CANISTERIZED SATELLITE DISPENSER (CSD) DATA SHEET

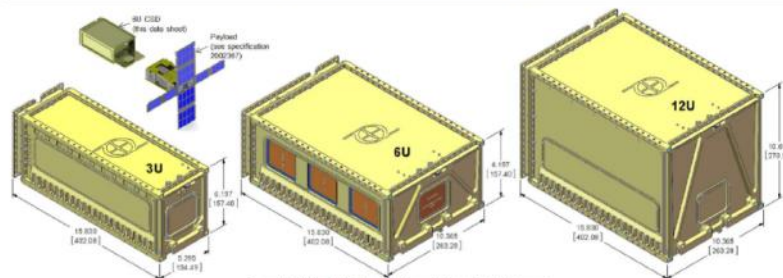


Figure 1: 3U, 6U and 12U CSDs. 6U Shown with Access Panels Removed.

FEATURES AND BENEFITS

- Preloaded Payload Tabs create a predictable load path to and from the payload.
- CSD Constrained Deployables eliminate the payload's need for complex restraint mechanisms.
- Six Mountable Sides increase integration options and greatly reduce the need for separable
- Motor Driven Initiator automatically
- Robust & Separation and launch
- Complete
- Manual D
- P-Pod Co
- Full Leng
- Lowest E
- Largest I
- Safe/Arm

The CSD is also CSD is also co

2002337 Rev A

TABLE OF CONTENTS

Parameters	4
Mechanical Interface	6
Electrical Interface	9
	10
	11
	12
	12
	13
	13
	16
	17
	18
	22
	22
	22
	22
	22

PAYLOAD SPECIFICATION FOR 3U, 6U, 12U AND 27U

This is a standalone specification intended for payload designers. Planetary Systems Corporation does not design or manufacture payloads but can recommend vendors.

DESCRIPTION

These payloads are designed to be fully contained within a Canisterized Satellite Dispenser (CSD, canister or dispenser) during launch. A CSD encapsulates the payload during launch and dispenses it on orbit. CSDs reduce risk to the primary payload and therefore maximize potential launch opportunity. They also ease restrictions on payload materials and components. This specification currently encompasses four payload sizes, 3U, 6U, 12U and 27U.

The payloads incorporate two tabs running the length of the ejection axis. The CSD will grip these tabs, providing a secure, modifiable, preloaded junction.

The payload may use the CSD to restrain deployables. The allowable contact zones are defined.

A payload can be built to this specification without knowledge of the specific dispenser within it will fly. Similarly, dispenser manufacturers will be ensured of compatibility with payloads that conform to this specification.

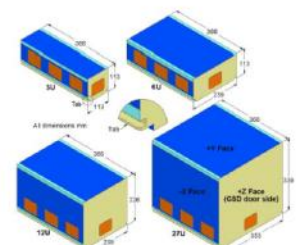


Figure 2: Payloads

REVISION HISTORY


Revision	Release Date	Created By	Reviewed By
-	25-Jul-2012	RH	WH
A	06-Aug-2013	RH	WH

Changes from previous revision:

- Parameters: Changed EL, DC, Y.
- Common Requirements: Note 1, changed tab material from 6061-T6 to 7075-T7 and changed surface finish from chem-film to hard anodize. Added several more notes.
- Figure 5: Changed Tab Rlets. Increased payload volume near Tabs. Added missing dimensions.
- Recommended Test & Integration: Changed reference document.
- Added Predicting Design Limit Loads.
- Added Separation Electrical Connector Attachment.
- Added Tips and Considerations.
- Added Anticipated Improvements.


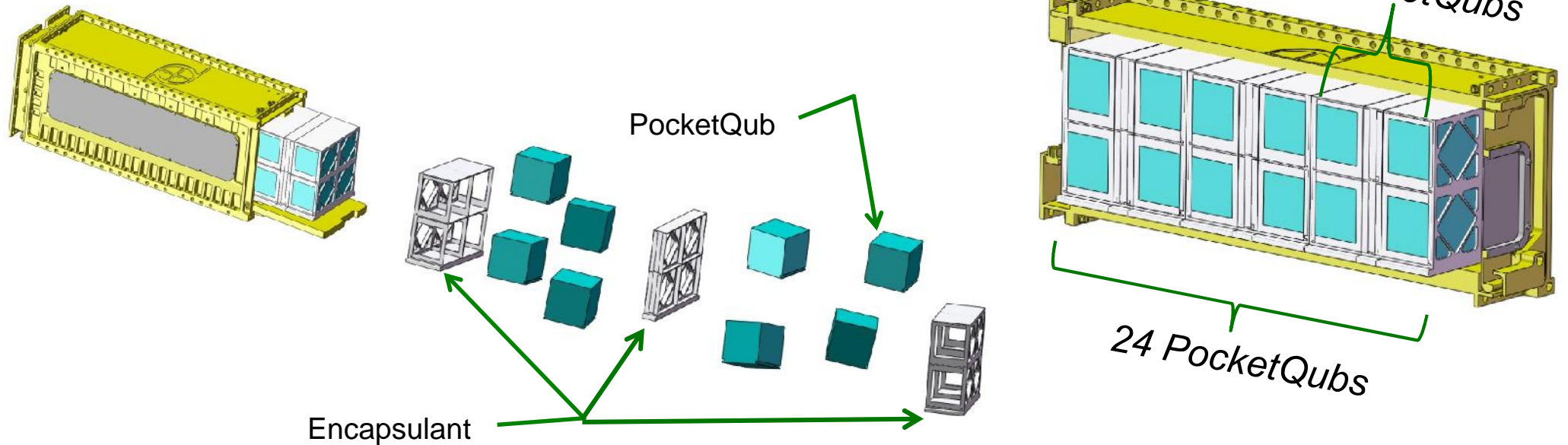
CONTENTS

Revision History	1
Parameters	2
Common Requirements	3
Electrical Schematics	4
Dimensions	4
Benefit of Tabs	7
Predicting Design Limit Loads	8
CSD Constrained Deployables	9
Typical Applications	10
Separation Electrical Connector Attachment	11
Recommended Test and Integration	11
Tips and Considerations	11
CAD Models	12
Additional Information	12
Anticipated Improvements	12
Authors	12

2002367 Rev A 06-Aug-2013  planetarysys.com 1 / 12

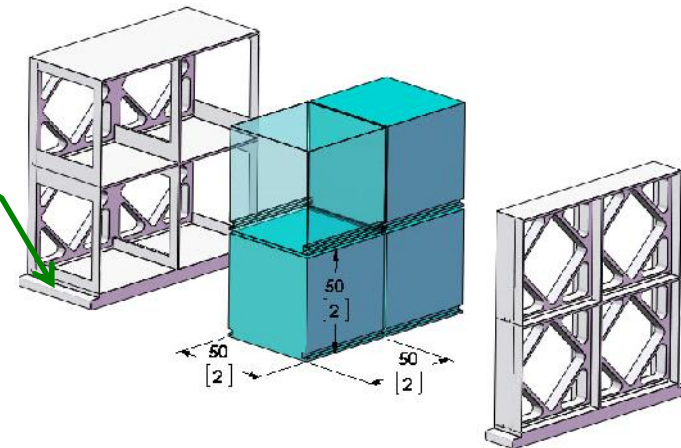
Dispensing PocketQubs

- 3 part encapsulant holds 8 PocketQubs in a ~1U
 - The 3U CSD is 1 inch longer internally allowing the extra length of the encapsulants, allowing 24 PocketQubs



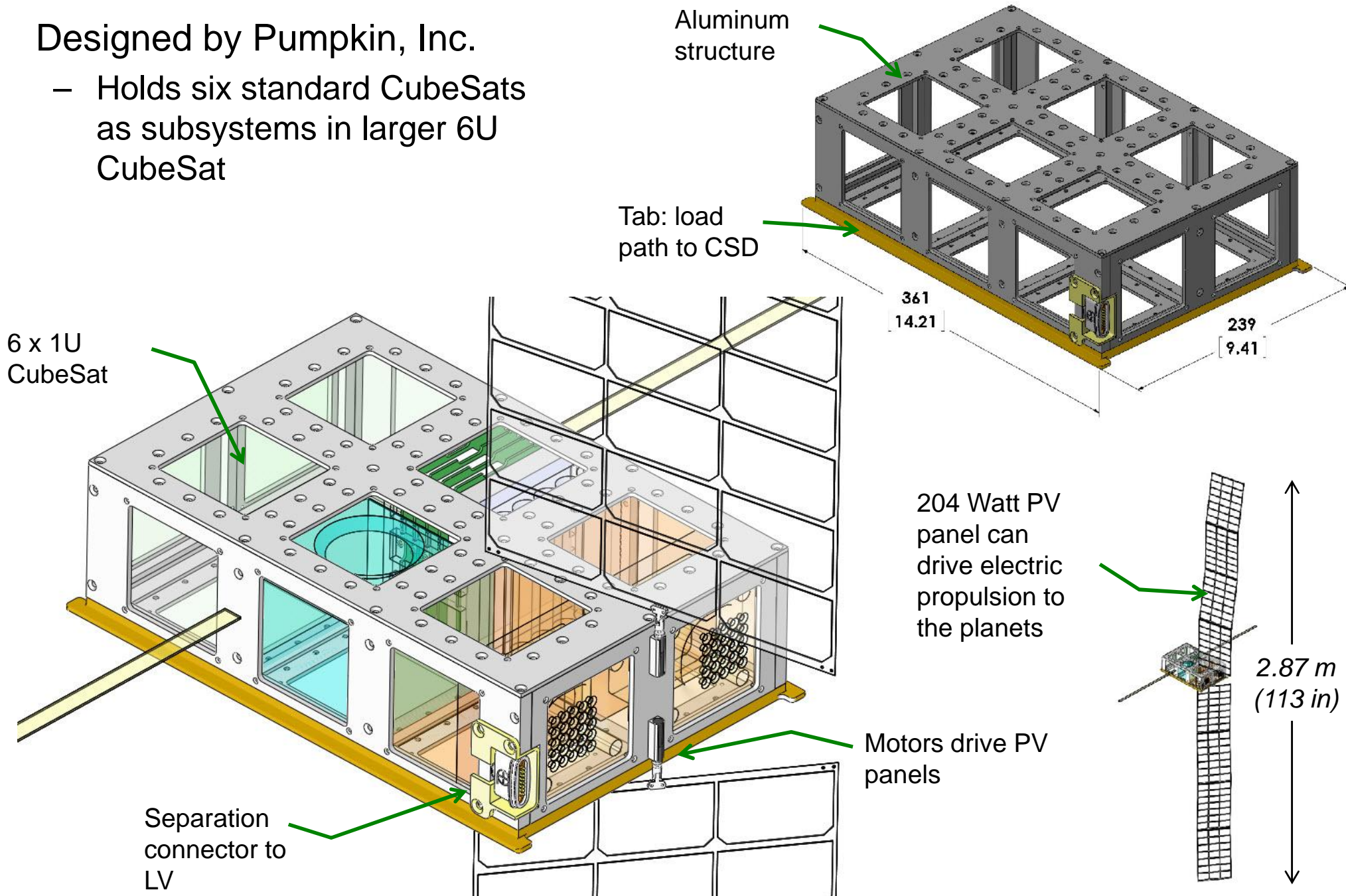
Similar to encapsulation of POPACS spheres

Tab: load path to CSD



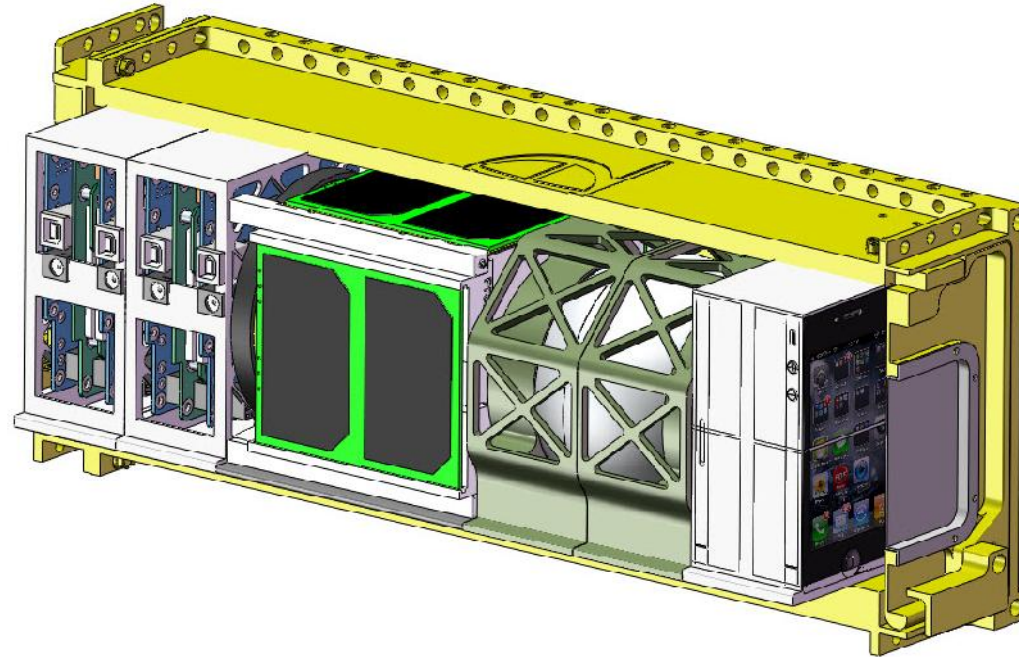
6U Structure

- Designed by Pumpkin, Inc.
 - Holds six standard CubeSats as subsystems in larger 6U CubeSat

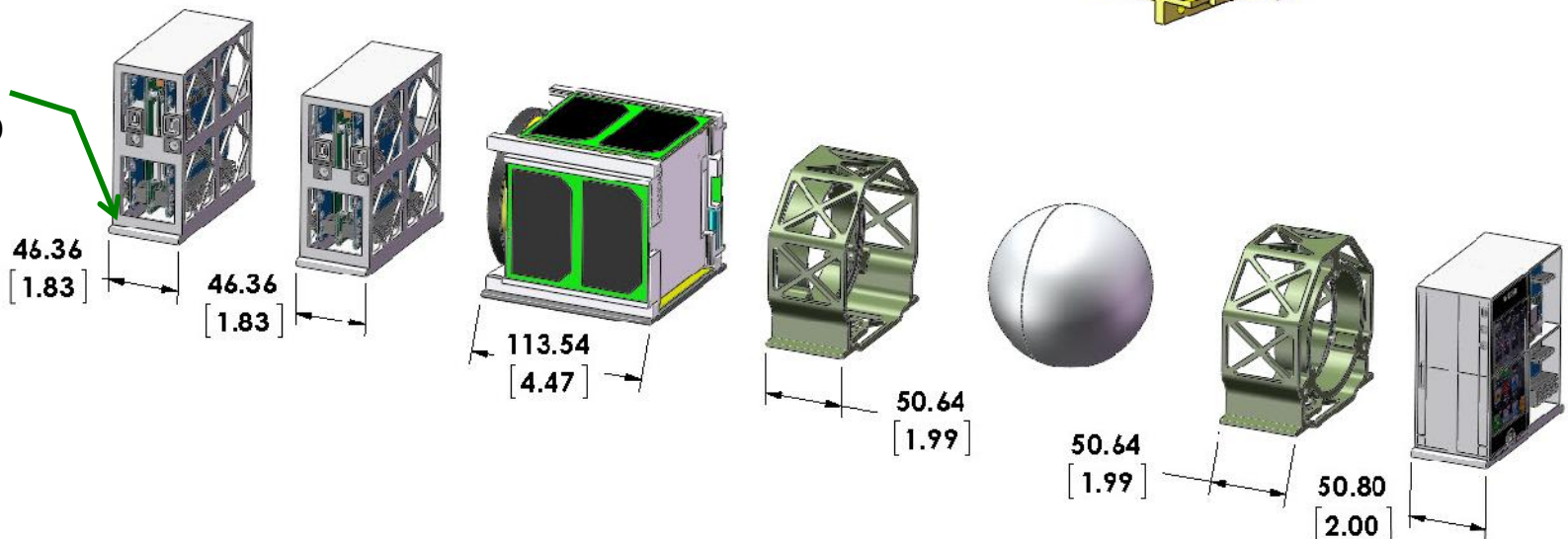


Arbitrary Length Payloads

- 3U CSD constrains and dispenses 5 CubeSats
- Total length does not have to fill CSD

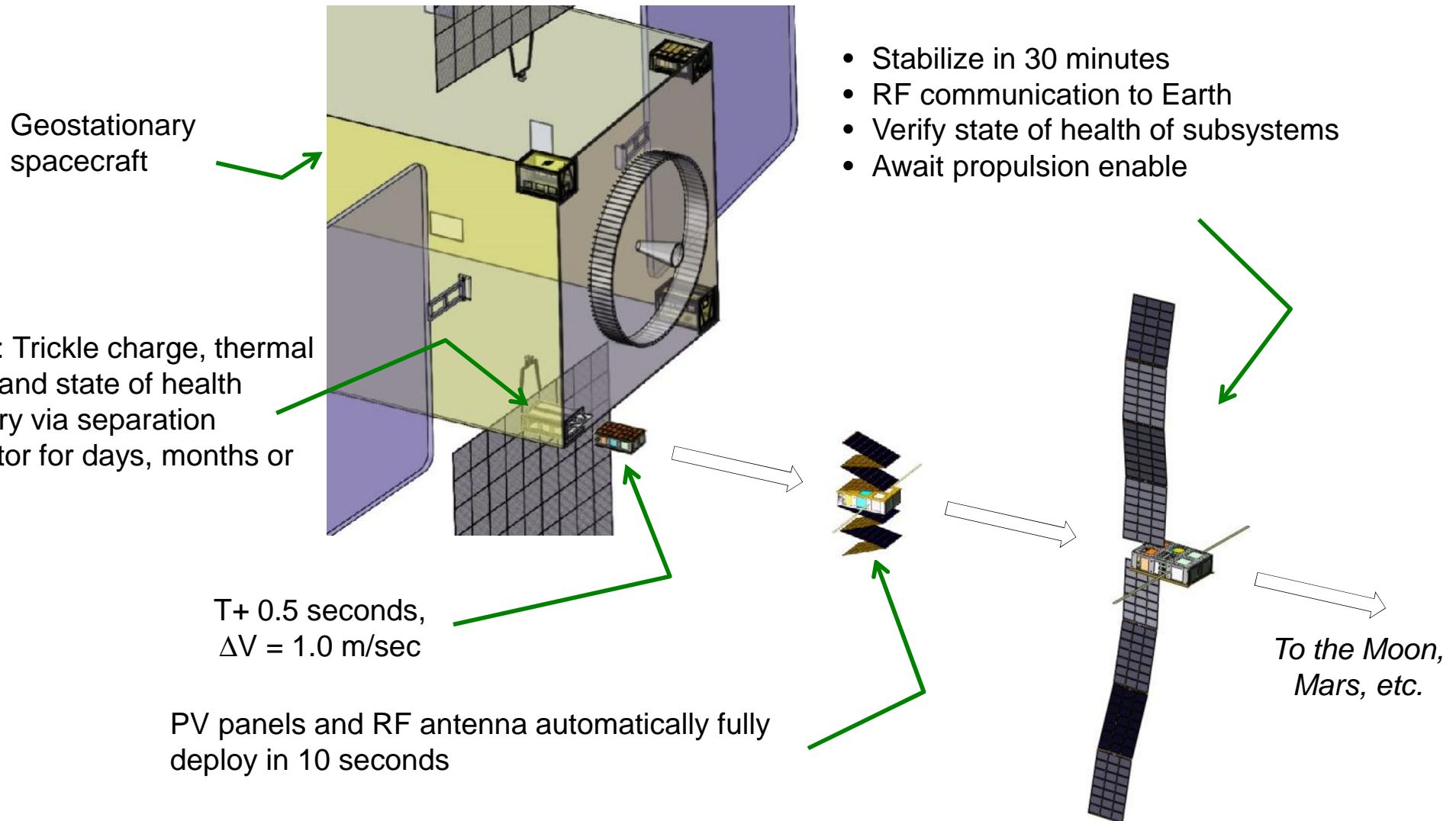


Tab: load path to CSD



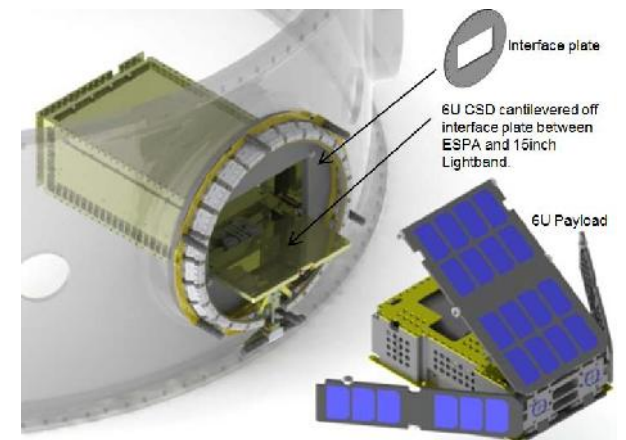
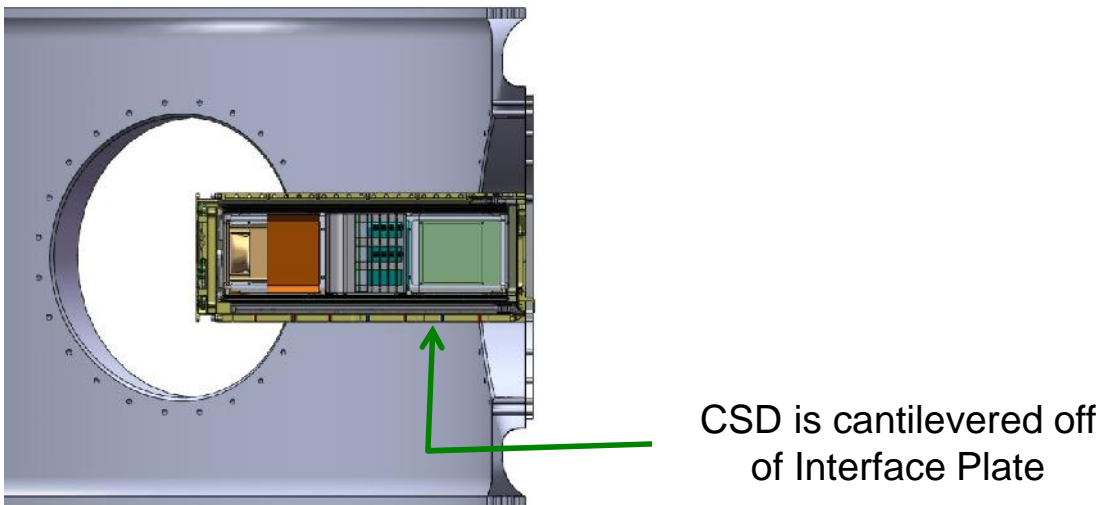
Dispensing Hosted Payloads from large spacecraft

- Dispensing spacecraft from geostationary spacecraft allows electric propulsion to Moon, Mars etc.
 - Need 1.6 km/sec to Moon from Geostationary: about 1 kg of propellant at an Isp of 1,500 sec



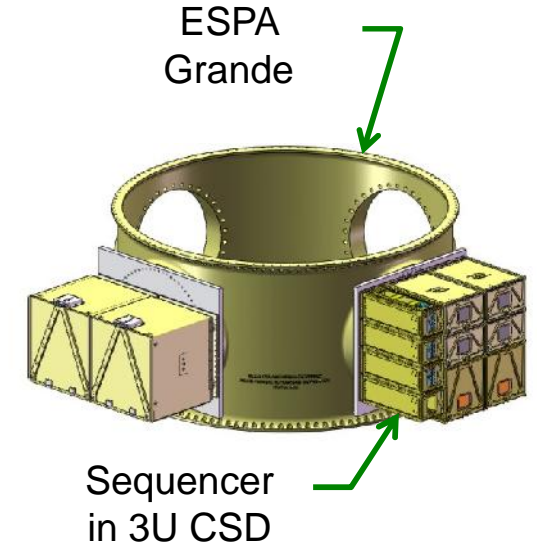
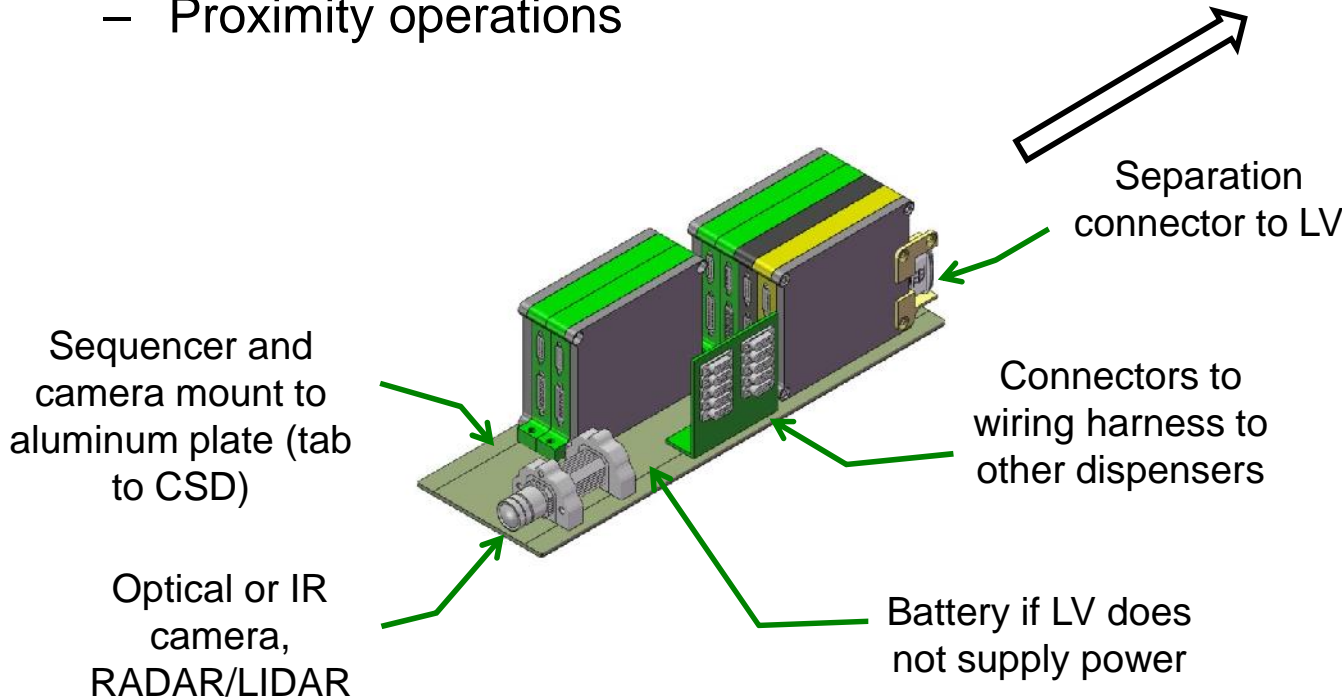
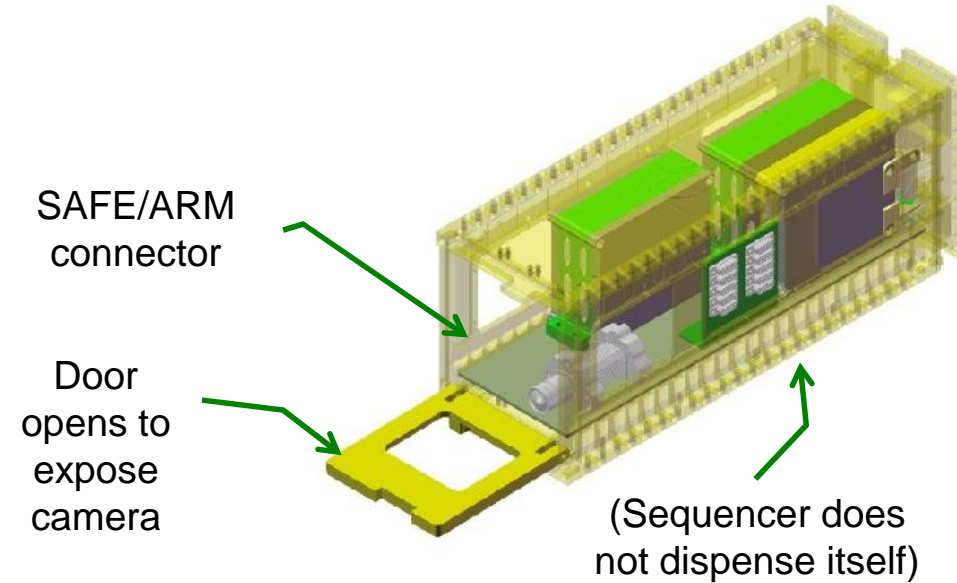
Dispensing from the inside of ESPA

- A simple, flat Interface Plate allows rapid and robust integration to ESPA



Sequencing Electronics and Camera in 3U CSD

- Sequencer (By Ecliptic) initiates the dispensers once launch vehicle (LV) enables
- Camera(s) records
 - Initial conditions of missions
 - Tumble rates and velocity
 - Shape of deployables
 - CubeSat constellation shape
 - Proximity operations



References

- **Staehele, Robert L. *Lunar Flashlight: Finding Lunar Volatiles Using CubeSats*, Third International Workshop on LunarCubes Palo Alto, California, 2013 November 13**